

# INALWAYS INLET 0707-1 SERIES



IEC Connector EN60320 C14

**定格 Ratings**

欧州 Europe:  
10A 250Vac  
北米 North America:  
15A 250Vac

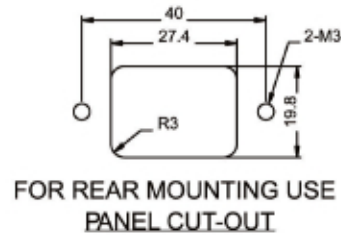
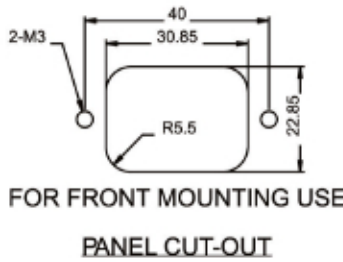
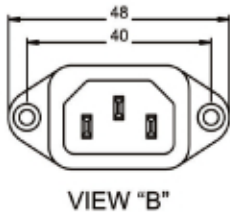
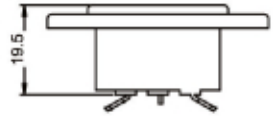
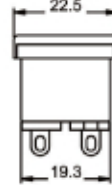
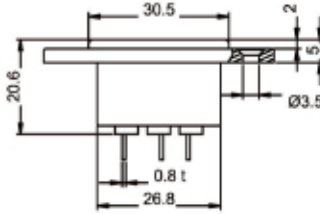
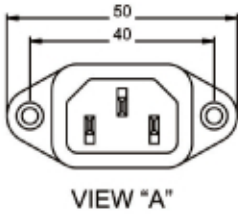
**規格 Approvals**

UL  
CSA  
ENEC (16)  
CCC  
KC

**取付・端子 Mounting / Terminal**

CN: Solder Tab (4.0 x 0.8)  
CQ: Solder tab (4.8 x 0.8)  
CL2: EMI Filter Application (View B)  
CP: PCB Pin

Unit: mm



# INALWAYS INLET 0721-6 SERIES



IEC Connector EN60320 C8

**定格 Ratings**

欧州/北米  
Europe / UL & CSA:  
2.5A 250Vac  
北米 UL:  
7A 125Vac

**規格 Approvals**

UL  
CSA  
ENEC (16)  
CCC  
KC

**極性 Polarized Option**

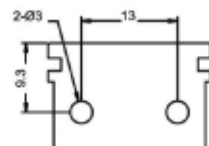
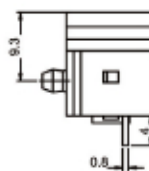
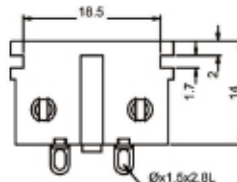
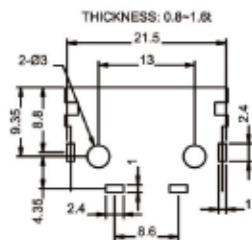
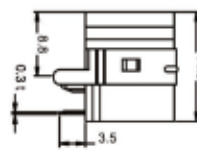
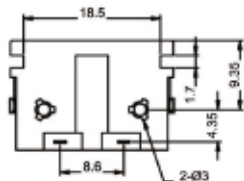
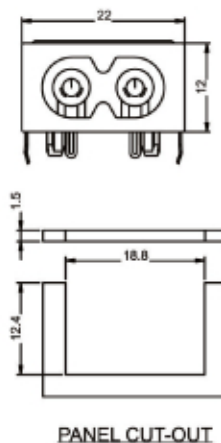
P: Non-Polarized  
S: Polarized

**端子 Terminal**

P: PCB Pin  
S: Solder Tab (2.5 x 0.8)

**メタルクリップ付 with Metal Clip**

M



Unit: mm